



Online Safety

St. Mary of the Angels Catholic Primary
School



EYFS

DfE

Internet Safety

- You should teach children about internet safety by:
- making them aware of what safe use of technology looks like
- choosing [educational apps and platforms](https://help-for-early-years-providers.education.gov.uk/safeguarding-and-welfare/internet-safety) that help them to develop their skills
- having conversations and sharing advice with parents to encourage safe online use in the home

<https://help-for-early-years-providers.education.gov.uk/safeguarding-and-welfare/internet-safety>



Trusted Adults

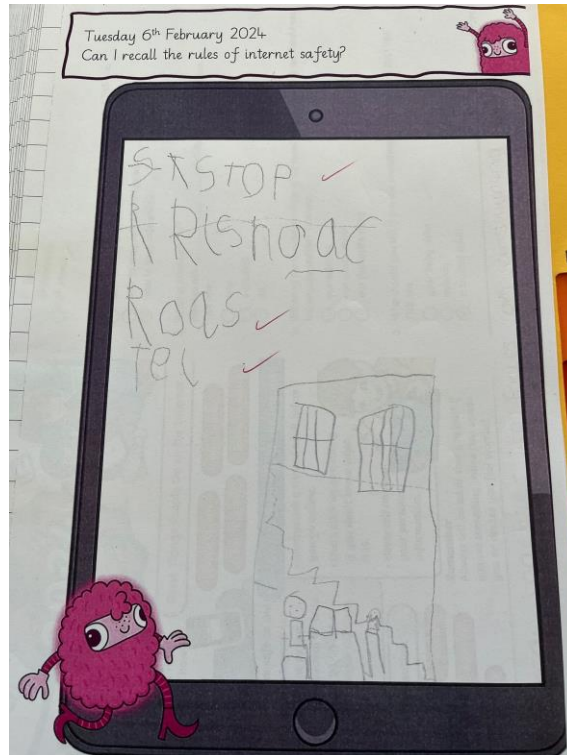
- All children are taught to recognise adults they can talk to when they are worried or upset.
- We call these 'Trusted Adults.'





Year 1

Safer Internet Day



Year 1 have listened to the story of Mo and Jaz to learn what to do if they see something worrying online. We used the zones of regulation to talk about how the characters felt. [#SMOTAIInternetSafety](#)



Safer Internet Day 2024

Safer Internet Day is on 6th February in 2024. It is a day to learn about how to stay safe online.

Some Things People Do on the Internet

- watch videos
- play games
- learn facts
- listen to music

Can We Trust What Is on the Internet?

Lots of websites are safe to use but some are not. Anyone can post on the Internet so some things might not be real or true. People sometimes go online and pretend to be someone different to trick people.

How Can We Stay Safe on the Internet?

- Always ask a trusted adult before you go online.
- Don't click on something if you don't know what it is.
- Never tell anyone your personal information.

Personal Information

- school name
- name
- address
- passwords
- telephone number

Remember
Always tell an adult that you trust if you see something online that upsets you or makes you feel worried.

Questions

- When is Safer Internet Day in 2024? Tick one.
 6th January
 6th February
 6th March
- What do people learn about on Safer Internet Day? Tick one.
 how to stay safe on the road
 how to stay safe in the kitchen
 how to stay safe online
- What is missing? Always ask adult before you go online. Tick one.
 any
 a trusted
 an
- Which of these is an example of personal information that we should tell anyone online? Tick one.
 our address
 our coat colour
 our favourite story
- Who should you tell if you see something online that you don't like? Tick one.
 your baby sister
 nobody
 a trusted adult

... together to focus on answering questions

Trusted Adults

People we can talk to if we are worried or see something we don't like.





Year 2

KEEP SAFE ONLINE

- DON'T cyber bully.
- TELL an adult when you don't know what to do.
- DON'T ACCEPT a virus.
- NEVER touch on things you don't know.



before
you touch
and click
you need
to ask
someone

4.3.24 Can I use a search engine?

Purple Mash Computing Scheme of Work - Unit 2.5
Effective Searching / Lesson 3 Worksheet



Name: Reggie

Can you answer these questions about the Internet?

- 1) Fill in the missing words to help describe the Internet.

The Internet is a network of computers that are connected together.

- 2) What is the difference between the World Wide Web and the Internet?
The WWW is part of the Internet.
The email is also part of the Internet.

- 3) What is the tool that we use to access the Internet called?

Use these pictures as a reminder



Browser

- 4) Put a line under the right answer.

www.2simple.com is a website / webpage

www.2simple.com/contact is a website / webpage

- 5) Complete these sentences.




A web address is the way to find a page or site on the internet

A search engine is a program to help find stuff on the internet

E safety week

7th-11th February

This week we have been learning about how to keep ourselves safe online. We read a couple of helpful books which helped us to identify the dangers we face online and what to do about them. We made lots of notes to help us make a poster to tell other children about online safety.

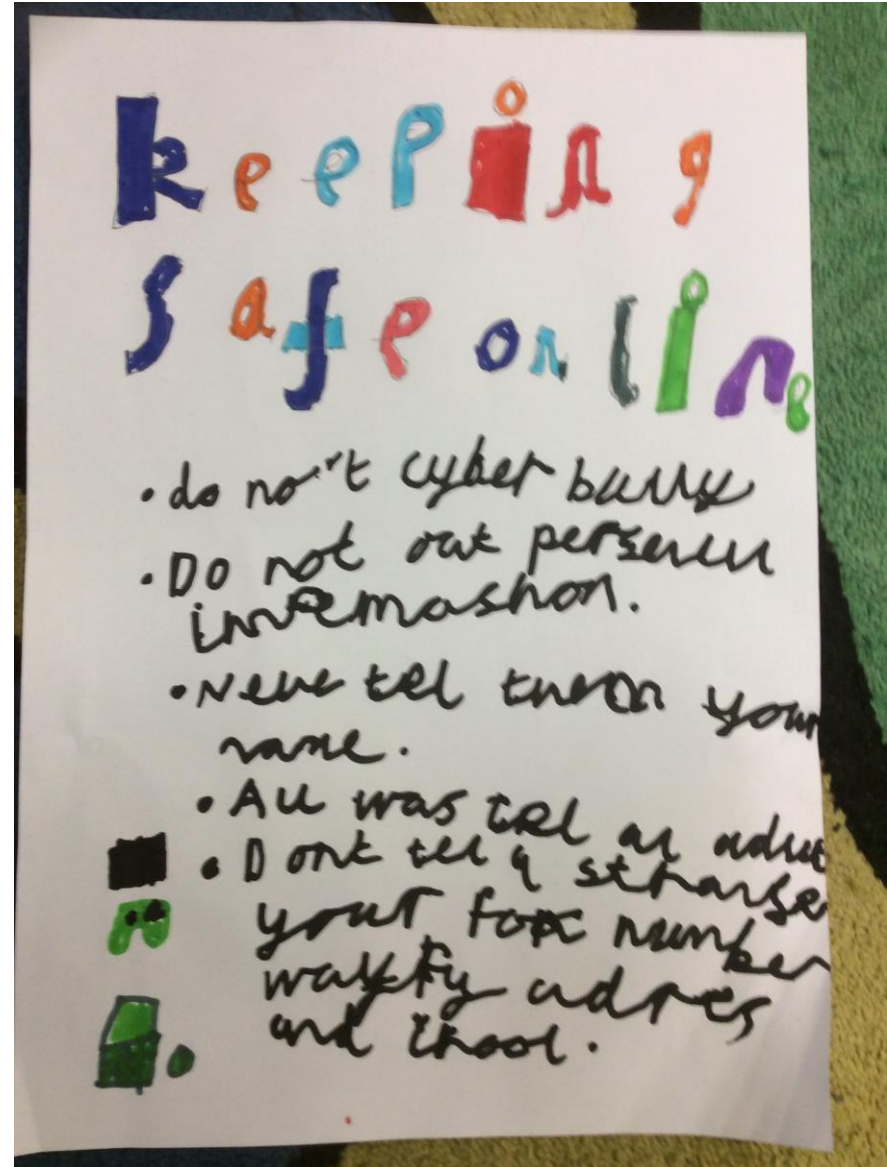




Year 3



We looked at how technology had advanced over time and how this changes it's purpose and use.



keeping safe online


- do not cyber bully
- Do not put personal information.
- Never tell them your name.
- All was tel an advice
- Don't tel a stranger your phone number, walky address and school.



Year 4

How to protect from identity theft

Risks and benefits of installing software and applications

 Jamie
Oh dear what have I done? 30t



Hi,

Things have gone really strange on my computer; programs keep popping open asking me to input my details. I can't close them so I've emailed you from my mum's phone. She doesn't know my computer has gone wrong.

I searched for a virus help app on her phone and found something free from our usual virus protection company, should I download it onto her phone and see if it can help me?

I'm panicking a bit now.
from Jamie.

*Email Simulation 2Respond activity

  30th Nov 2023, 14:37
RE: Oh dear what have I done?

No it might be a fake app that you have downloaded with your personal information they might steal your number

Hi,

Things have gone really strange on my computer; programs keep popping open asking me to input my details. I can't close them so I've emailed you from my mum's phone. She doesn't know my computer has gone wrong.

I searched for a virus help app on her phone and found something free from our usual virus protection company, should I download it onto her phone and see if it can help me?

I'm panicking a bit now.
from Jamie.

*Email Simulation 2Respond activity

No because it might be a scammer you never know.

Hi,

I just received the mail below, please read it. Do you think I should have followed these instructions? I'm a bit worried now.

from Jamie.

*Email Simulation 2Respond activity

Dear Customer,

This mail is from your Internet Service provider. A virus has been detected on your computer

Please press reply and type in *download*. You will get a message that a file is being downloaded and you can safely ignore it. You might get warning messages from your virus software. It is safe to disable the software and download this program.

Bob - Global Email Company.

*Email Simulation 2Respond activity

Safer Internet Day

What Is Safer Internet Day?

The Internet is a very useful, fun and enjoyable place. It can be used for many things, such as learning new facts, watching videos, playing games, listening to music or chatting with family and friends. Safer Internet Day aims to help young people understand how to use the Internet safely and responsibly and make good choices when they are online.

Inspiring Change

In 2024, Safer Internet Day is on 6th February and the theme is called:

'Inspiring change? Making a difference, managing influence and navigating change online'.

The focus is on exploring new and exciting technology and examining how it has transformed over the years. For example, old mobile phones were large and heavy and were once only used to make calls. Now, most mobile phones are smartphones that have access to the Internet and a camera. It also makes us think about the changes that we would like to see online and how we can make the Internet a better place. This theme also allows us to consider how what we see on the Internet can influence the way we feel and think.

Is the Internet Always a Fun and Enjoyable Place?

There are many fun, interesting and factual websites that you can visit and use safely but it is important to know that not all websites are like this. Some websites are not suitable for children and young people and some can even harm your computer.

Anyone can post things on the Internet so not everything you see is real or true. It could be a fake picture, out-of-date information or the facts might be incorrect.

You can check information by looking at other websites to see if the facts are the same. You can also check by looking in a book or by asking a trusted adult.



How Can We Stay Safe on the Internet?

- Use apps and games that are age appropriate.
- Do not download anything without permission.
- Ask an adult before clicking on a file someone sends you.
- Never chat to a stranger.
- Never agree to meet someone you only know online.
- Never tell anyone your personal information.

Sometimes, people go online and pretend to be someone different so they can trick people. It is important that a trusted adult knows what you are doing when you are online.

Some people may write rude or unkind words in a chat, on an app or in a game.

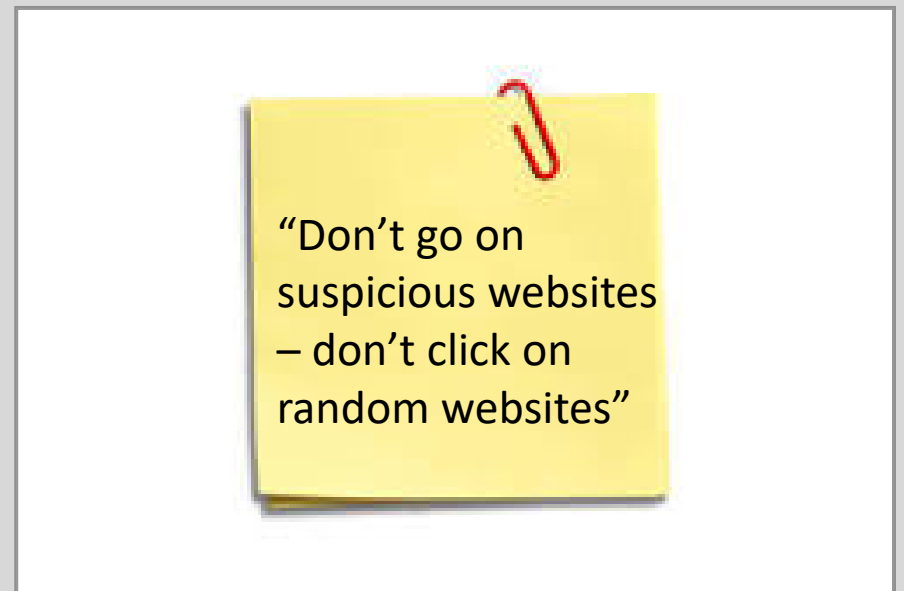
Questions

1. Underline **one** word in the quotation below that means the same as 'sensibly'.
Safer Internet Day aims to help young people understand how to use the Internet safely and responsibly.
2. Number the ways to stay safe online from 1-5 to show the order in which they occur in the text. The first one has been done for you.
 3 Never chat to a stranger.
 1 Use apps and games that are age appropriate.
 2 Do not download anything without permission.
 5 Never tell anyone your personal information.
 4 Never agree to meet someone you only know online.
3. What is it important to do if anything online makes you feel sad, worried or uncomfortable?
Tell a trusted adult.
4. Look at the section, **Inspiring Change**. Find and copy one word which means the same as 'changed'.
transformed.
5. Fill in the missing word.
This theme also allows us to consider how what we see on the Internet can *influence* the way we feel and think.
6. Describe a way that technology has changed over time.
Now normal phones have changed to smartphones and there are better cameras.


Safer Internet Day



Year 5




In our internet safety lesson I learnt that even if online bullying isn't happening to you still tell an adult



In our internet safety lesson I learnt that if someone random says hi on a chat and you don't know them you block and report them

In our internet safety lesson I learnt how to block and people might not be the people you know



In our internet safety lesson I learnt that there's a lot more people you can trust a lot more people than your mom, dad and pet

From Caleb

• Safer Internet Day



Year 6

Safer Internet Day



StMary of the Angels @St... · 08/02/2024

Year 6 are discussing the influence of AI and how we can use it positively 🖥️ 🤖

[#SMOTAinternetsafety](#)



🗨️ ↻️ ❤️ 8 📊 466 📌 📤

StMary of the Angels @StMary_ofAngels · Feb 5

Year 6 are learning about how persuasive the online world can be by sorting the persuasive design symbols [#SMOTAinternetsafety](#)



Year 6 – Online Research

- Use a variety of search technologies effectively, appreciate how results are selected and ranked, and be discerning in evaluating digital content.

Sunday 21st November 2022

I researched Maya gods and goddesses and create an informative website about

~TOPIC~

on today, we researched Maya gods and goddesses. We then used this information to create our own website with three of our favourite gods or goddesses. We published it so that Mary of the Angels can see it.

SCAN ME



THE ANCIENT MAYA GODS



YUM KAAX-MAIZE GOD

Yum Kaax is the god of maize. He is depicted as a young man with an ear of corn on his head and a large nose. He is shown holding a cornucopia of crops.



CHAAC-RAIN GOD

Chaac is the god of rain. He is depicted as a man with a large nose and a lightning bolt on his back.

Printed
in 30
size

Unit
Blogge



Whole School



StMary of the Angels @St... · 07/02/2024 ...

A huge thank you to Mrs Wilson and our school council for leading our Safer Internet Week assemblies this afternoon. They were very informative and really helped us to think about how to keep safe online and who our trusted adults are 🖥️



Pupil Voice

- “Don’t meet strangers you meet online” – Year 5
- “Don’t go on suspicious websites – don’t click on random websites”
- “Get a mobile phone at a sensible age when you know how to use it safely.”

Pupil Voice - Who can help you?

- Tell Mummy and Daddy – Year 1
- Tell Teachers – Year 2
- Tell closet responsible adult – Year 5
- Tell any trusted adult – Year 5
- Tell older brothers and sisters. Tell Nan and Grandad.